

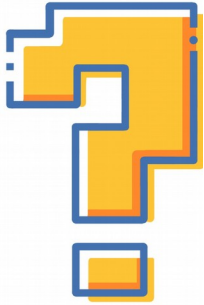


— Vietnam


MOODLE TRAINING COURSES



MOODLE TRAINING COURSES



HOW TO USE MOODLE ???



WE HAVE VARIOUS TRAINING COURSES FOR YOU !!!

MOODLE TRAINING COURSES

Full training courses in different formats for all your needs

- Our certified and experienced Moodle experts are available for various training courses in different formats which will surely suit your needs. Even after the training courses, you will be able to get answers to all your questions directly from them.
- Our most popular & trending courses:
 - Moodle for Course Creator (beginner & intermediate)
 - Moodle for Administrator (beginner & intermediate)
- Course formats: classroom, live online and e-learning (self-paced)



1. MOODLE FOR COURSE CREATOR



Beginner & Intermediate level

- This most trending course is designed to help you understand the basics of Moodle administration. In this course you will learn about managing a Moodle site from the Administration interface within Moodle.
- This course IS...
 - for new Moodle users who want to quickly learn how to manage a Moodle site but don't have server or coding skills.
 - for educators who have a MoodleCloud site which they plan to manage themselves and use for teaching classes.
 - for anyone with an interest in learning a little about how a Moodle site works.
- This course IS NOT...
 - for Moodle users wanting help with installation, server management or operating systems.

1. MOODLE FOR COURSE CREATOR

Course plan (beginner level)

1. Introduction

1. Presentation on Moodle
2. Latest Moodle release notes

2. Discovery of the platform

1. Navigation: user menu, navigation bar, essentials blocks
2. Dashboard: default & customized dashboard
3. Home page

3. Creation of course: categories, courses, sections

4. Creation of resources: book, file, folder, label, page...

5. Creation of activities: assignment, chat, choice, database, feedback, forum...

6. User management: registration, group management, communication with participants

7. Assessment: activity completion, grade book, reports

8. Course maintenance: backup, restoration

9. Useful parameters: themes, plugins



1. MOODLE FOR COURSE CREATOR

A classroom feedback example

- Course: Moodle 3.1.5
- Client: French Civil Aviation Authority (DGAC) in Paris, France
- Format: classroom training for admin & course creator
- Duration: 3 days



LINAGORA
Formation

ÉVALUATION DE STAGE

Intitulé : Formation Moodle Société : DGAC
 Période : Du 07 au 09 janvier 2020 Stagiaire : Bonnet
 Formateur : NGUYEN THI Van Anh Fonction : Chef de projet ICA
 Tél : 0158044618

Afin d'améliorer la qualité de nos prestations, nous vous remercions de prendre le temps de nous donner votre appréciation sur le stage auquel vous venez de participer :

Bilan général

	Très satisfait	Satisfait	Passable	Mécontent
Appréciation générale	<input checked="" type="radio"/> 4	<input type="radio"/> 3	<input type="radio"/> 2	<input type="radio"/> 1
Ce stage répond-il à vos attentes	<input checked="" type="radio"/> 4	<input type="radio"/> 3	<input type="radio"/> 2	<input type="radio"/> 1
Recommanderiez-vous ce stage			<input checked="" type="radio"/> Oui	<input type="radio"/> Non
Avez-vous été correctement informé du contenu du stage			<input checked="" type="radio"/> Oui	<input type="radio"/> Non
Avez-vous été correctement informé des pré requis pour ce stage			<input checked="" type="radio"/> Oui	<input type="radio"/> Non
Avez-vous été correctement informé du lieu du stage			<input checked="" type="radio"/> Oui	<input type="radio"/> Non

Logistique

	Très satisfait	Satisfait	Passable	Mécontent
Accueil	<input checked="" type="radio"/> 4	<input type="radio"/> 3	<input type="radio"/> 2	<input type="radio"/> 1
Salle de formation	<input checked="" type="radio"/> 4	<input type="radio"/> 3	<input type="radio"/> 2	<input type="radio"/> 1
Salle de pause	<input checked="" type="radio"/> 4	<input type="radio"/> 3	<input type="radio"/> 2	<input type="radio"/> 1
Matériel informatique	<input checked="" type="radio"/> 4	<input type="radio"/> 3	<input type="radio"/> 2	<input type="radio"/> 1
Matériel pédagogique	<input checked="" type="radio"/> 4	<input type="radio"/> 3	<input type="radio"/> 2	<input type="radio"/> 1
Qualité des documents remis	<input checked="" type="radio"/> 4	<input type="radio"/> 3	<input type="radio"/> 2	<input type="radio"/> 1

Contenu

	Très satisfait	Satisfait	Passable	Mécontent
Adéquation avec vos attentes	<input checked="" type="radio"/> 4	<input type="radio"/> 3	<input type="radio"/> 2	<input type="radio"/> 1
Durée de la formation	<input checked="" type="radio"/> 4	<input type="radio"/> 3	<input type="radio"/> 2	<input type="radio"/> 1
Niveau de la formation	<input checked="" type="radio"/> 4	<input type="radio"/> 3	<input type="radio"/> 2	<input type="radio"/> 1
Niveau du groupe N.A.	<input checked="" type="radio"/> 4	<input type="radio"/> 3	<input type="radio"/> 2	<input type="radio"/> 1
Progression de l'apprentissage	<input checked="" type="radio"/> 4	<input type="radio"/> 3	<input type="radio"/> 2	<input type="radio"/> 1
Répartition cours théorique / TP	<input checked="" type="radio"/> 4	<input type="radio"/> 3	<input type="radio"/> 2	<input type="radio"/> 1

Formateur

	Très satisfait	Satisfait	Passable	Mécontent
Compétences techniques	<input checked="" type="radio"/> 4	<input type="radio"/> 3	<input type="radio"/> 2	<input type="radio"/> 1
Clarté de l'exposé	<input checked="" type="radio"/> 4	<input type="radio"/> 3	<input type="radio"/> 2	<input type="radio"/> 1
Capacité d'écoute	<input checked="" type="radio"/> 4	<input type="radio"/> 3	<input type="radio"/> 2	<input type="radio"/> 1
Réponses à vos questions	<input checked="" type="radio"/> 4	<input type="radio"/> 3	<input type="radio"/> 2	<input type="radio"/> 1
Disponibilité	<input checked="" type="radio"/> 4	<input type="radio"/> 3	<input type="radio"/> 2	<input type="radio"/> 1

→ Des commentaires ?
 Vos pédagogiques évidentes, maîtrise du sujet et de l'environnement du produit.


2. MOODLE FOR ADMINISTRATOR

Beginner & Intermediate level



- This most popular course is designed for anyone who wants to use the Moodle learning platform for teaching, whether it be in a school, a university, a company or just personal interest! You learn how to use the basics of Moodle as a course teacher.
- This course is also a great opportunity to connect with the vibrant Moodle community dedicated to sharing resources, ideas and anything that could help inspire better teaching practices everywhere.

2. MOODLE FOR ADMINISTRATOR



2. MOODLE FOR ADMINISTRATOR

■ Course plan (beginner level)

1. Add courses

1. Overview of course and category structure
2. Adding courses
3. Overview of Moodle's teaching features

2. Add users

1. Overview of roles and permissions
2. Overview of authentication methods (getting users onto your site)
3. Overview of enrollment methods (getting users into your courses)
4. Groups, cohorts and guest access

3. Customize your site

1. Overview of main admin settings
2. Customising your site's appearance
3. Managing files

2. MOODLE FOR ADMINISTRATOR

■ Course plan (beginner level)

4. Making more of your site

1. Overview of competencies
2. Overview of badges
3. Overview of plugins
4. Further training options

For more information, feel free to contact:

Mrs. CAN THI BICH LUAN
E-learning Specialist, LINAGORA (Vietnam)

Email : linedu@linagora.com - Tel : (+84) 78 2499 696



| **www.linagora.vn**

Facebook: LinEdu

| 8th Floor, 5 Dien Bien Phu St., Ba Dinh Dist.,
Hanoi, Vietnam

Contact us at linedu@linagora.com